



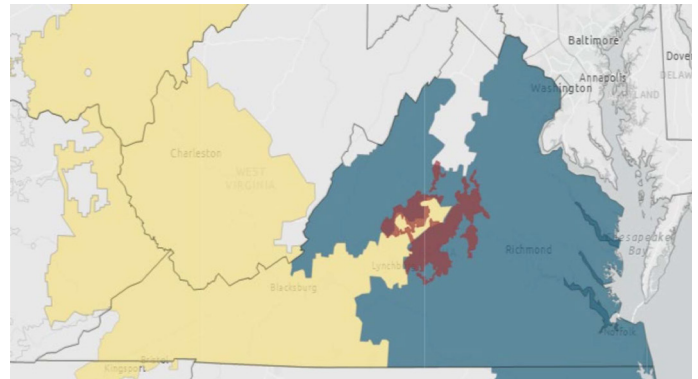
Central Virginia Electric Cooperative

RENEWABLE INTEGRATION | PJM CAPACITY UPDATE | PJM VIRGINIA LOAD GROWTH | MARKET COST PROJECTIONS

PJM SERVICE TERRITORY

2024 ACTUALS	CAPACITY (MW)	%	ENERGY (MWH)	%
AEP ZONE	33.4	17%	128,932	18%
DOM ZONE	157.4	83%	580,580	82%
CVEC TOTAL	190.8	100%	709,512	100%

Note: Capacity values are weighted average of UCAP requirements for 2024 less Transco



- Central Virginia Electric Cooperative Territory
- American Electric Power Zone
- Dominion Zone

GDSASSOCIATES.COM



RENEWABLE INTEGRATION | PJM CAPACITY UPDATE | PJM VIRGINIA LOAD GROWTH | MARKET COST PROJECTIONS

LOAD GROWTH TRENDS

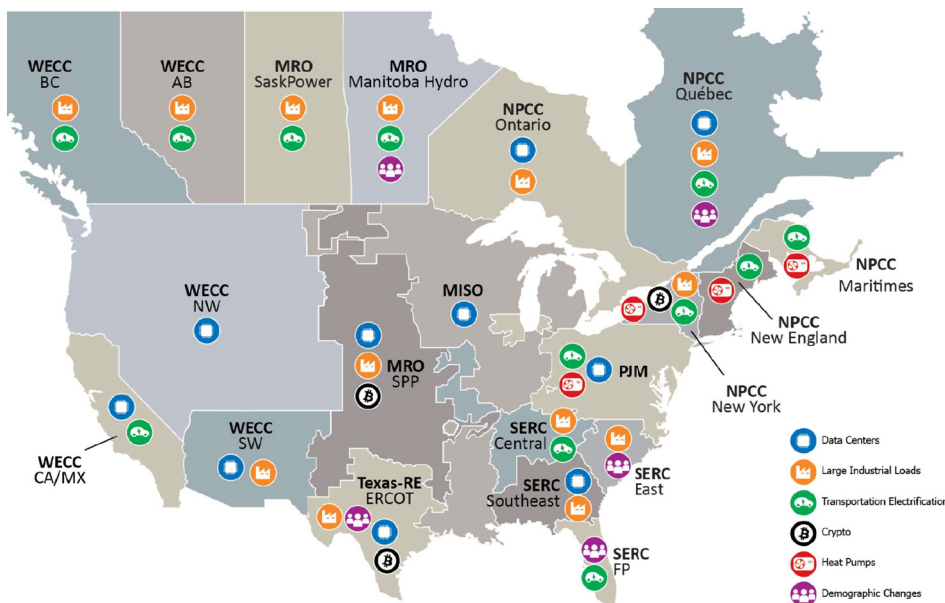


Figure 19: Primary Demand Drivers by Assessment Area

2024 Long-Term Reliability Assessment



Exelon's 'high probability' data center load has nearly doubled to 11 GW, CEO says

Meanwhile, the PJM Interconnection's plan to delay an upcoming capacity auction "sends a clear message that [market] reform is definitely needed," CEO Calvin Butler said.

Published Oct. 31, 2024

PJM expects summer peak load to grow 2% a year on average, driven by data centers

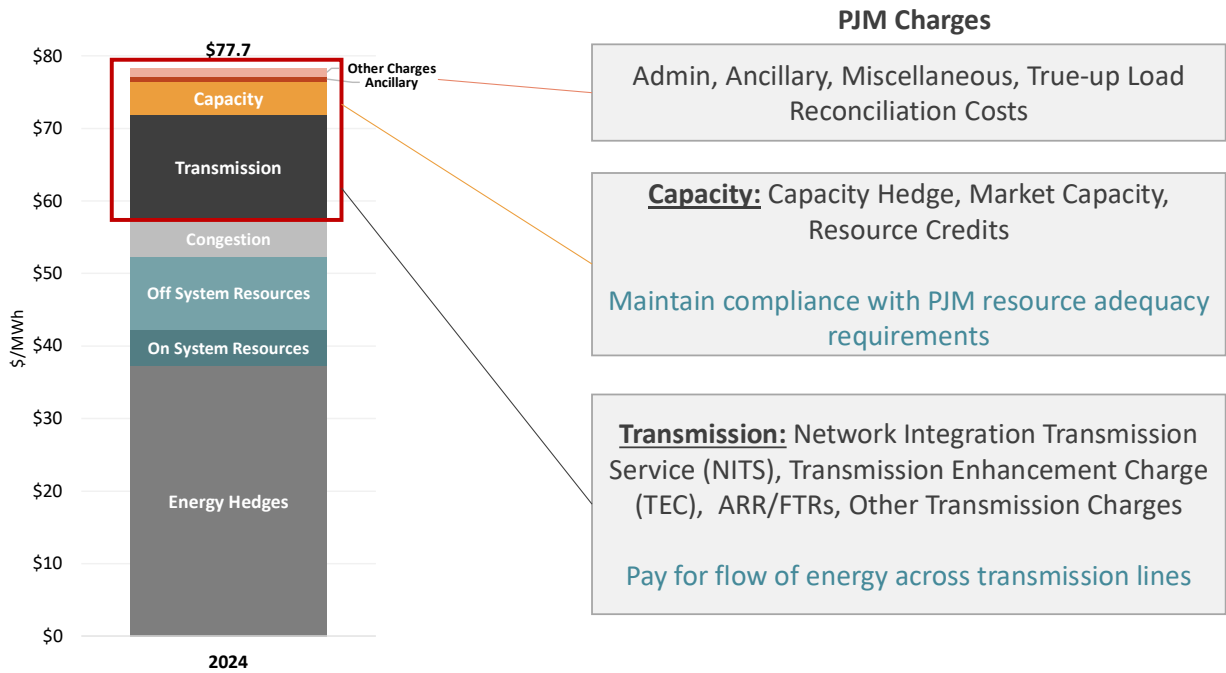
Meanwhile, it will be hard to build enough power plants and power lines to meet Virginia's data center needs, according to a report written for state lawmakers.

Published Dec. 10, 2024

2025 Long-Term Load Forecast Report Predicts Significant Increase in Electricity Demand

PJM and Members Taking Action To Maintain Generation Supply
January 30, 2025

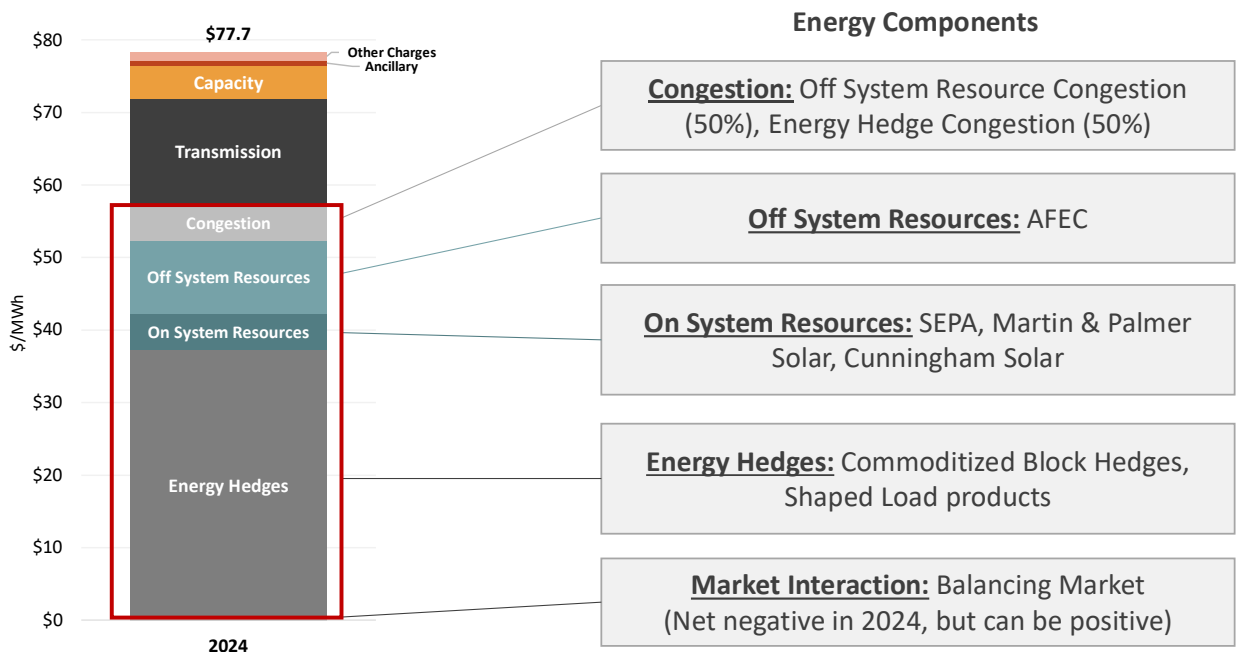
— CVEC POWER BILL COST COMPONENTS



GDSASSOCIATES.COM



— CVEC POWER BILL COST COMPONENTS



GDSASSOCIATES.COM

